

# Let us learn the Hadeeth

## Vocabulary of Saheehul-Bukhaaree



My Colouring Book

## Book 4

WRITTEN BY

ABOO IBRAAHEEM HAROON BIN SAAJIDUR-RAHMAAN

أبو إبراهيم هارون بن ساجد الرحمان

# Helping your child

## Tips



The activities in this book should be enjoyed by your child.

Try to find a quiet place to work.



Always give your child lots of encouragement and praise.




My name is: \_\_\_\_\_

# 1) Tent



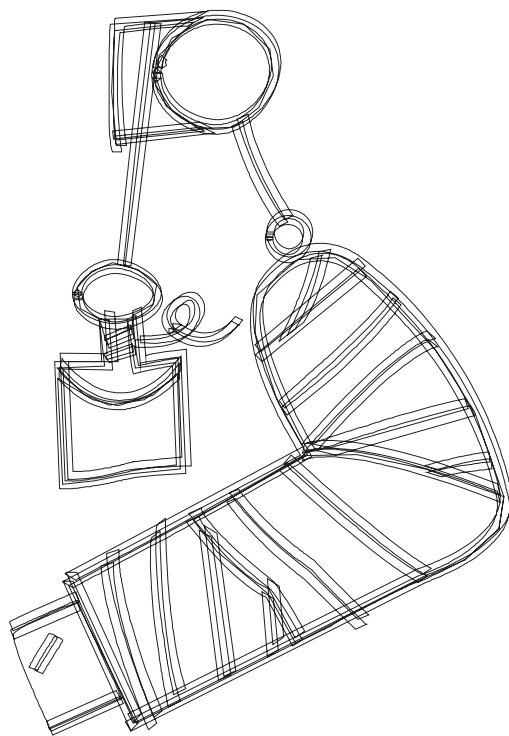
خَيْمَةٌ

## 2) Egg



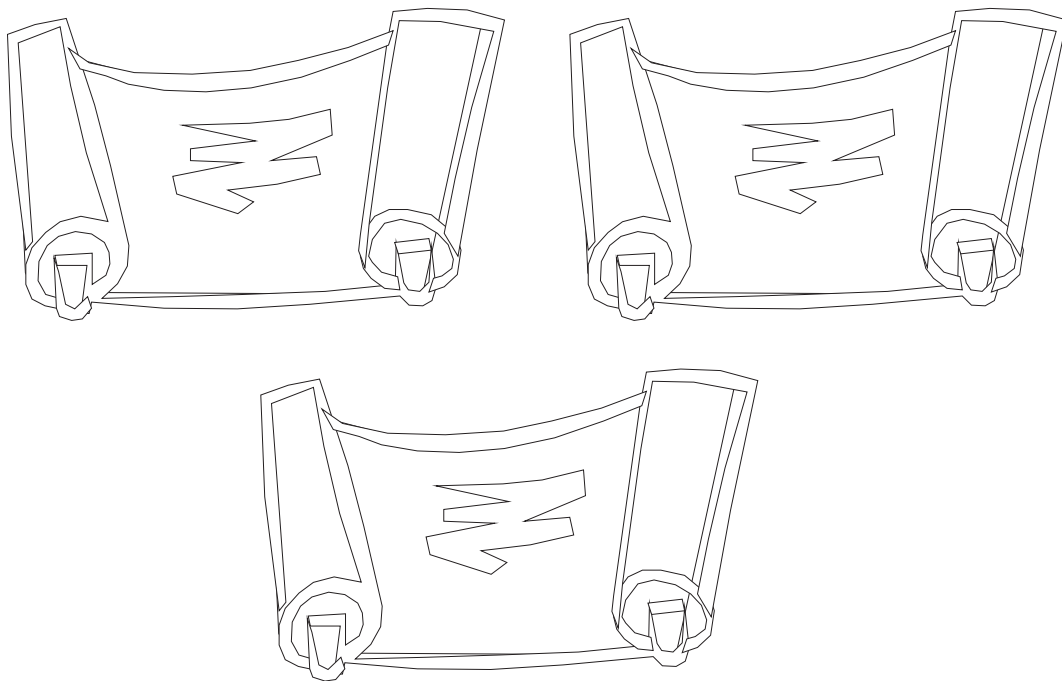
بَيْضَة

### 3) Bandage



عَصَابٌ


## 4) Scrolls



ص ح ف

Exercise 1:


Draw a line to join the picture with the Arabic word.



صُحُفٌ



عَصَابٌ



خِيَمَةٌ



يَضَةٌ

## 5) Turban



عِمَامَةٌ



## 6) Pearls




لؤلؤ

## 7) Wind



رِيح

## 8) Tree



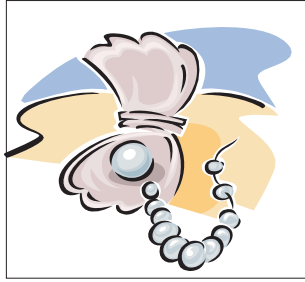
شَجَرَةٌ

Exercise 2:


*Draw a line to join the picture with the Arabic word.*



لُؤْلُؤٌ



رِيحٌ




شَجَرَةٌ



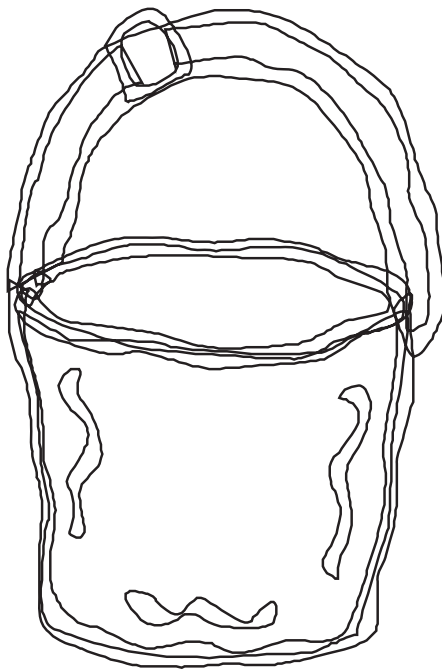
عِمَامَةٌ

## 9) Well



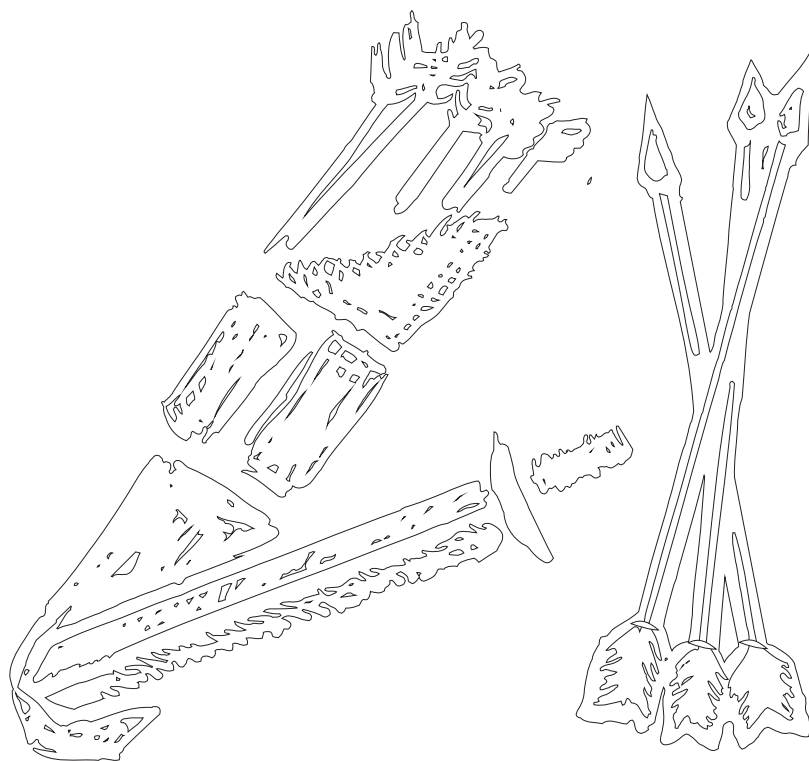
قَلْبُ

## 10) Bucket



دَلْو

# 11) Weapons



سِلَاح

## 12) Milk




مَلِك




Exercise 3:

Draw a line to join the picture with the Arabic word.




كَبِنٌ



دَلُوٌّ

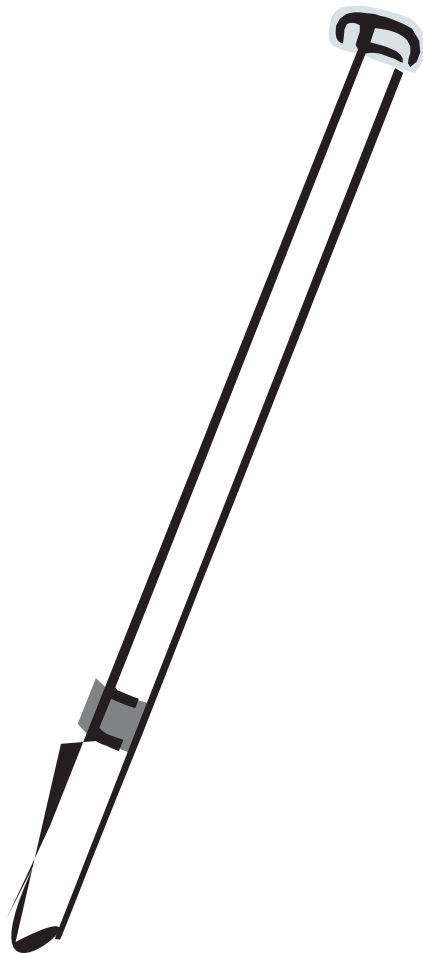


قَلِيبٌ



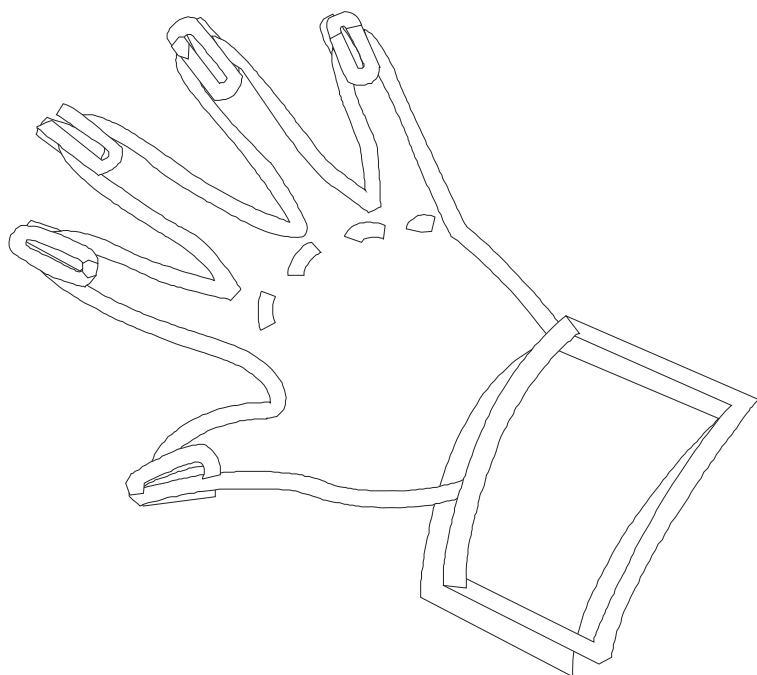
سِلَاحٌ

## 13) Stick



عود

## 14) Fingernail




ظفر

## 15) Dust



غُبَارٌ


## 16) Straw



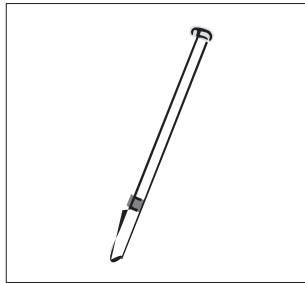
تین

### Exercise 4

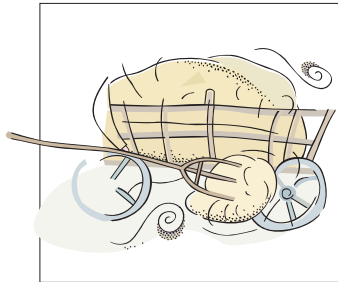
*Draw a line to join the picture with the Arabic word.*



عُودٌ



ظُفْرٌ



غُبَارٌ



تَيْبٌ